

A guide to registering for your MyCompass account.



Online Medical Health Records. Anywhere.

The MyCompass Invitation

After visiting a Fort HealthCare location and providing a 4 digit PIN, you will receive an email invitation to join MyCompass with an access link.

From: MyCompass [mailto:noreply@forthealthcaremycompass.ighealth.com]
Sent: Wednesday, December 18, 2013 3:12 PM
To: Brandt, Teresa
Subject: Fort HealthCare invites you to join MyCompass

Outpatient's invitation to join Fort HealthCare's MyCompass patient portal has arrived! **To protect your health information there are only 90 days to register until this email invitation will expire, so please complete your registration now.**

You will create a Cerner Health Account and then connect to MyCompass with the PIN code you provided at a Fort HealthCare location. To complete this registration you will first need to (1) create a Cerner Health Account, and then (2) connect your Cerner Health Account with Fort HealthCare's MyCompass, and finally (3) use your MyCompass PIN code to verify your identity with MyCompass.

To register [Start Here](#) (If this link does not get you started, copy and paste the URL below into your address bar)

<https://forthealthcaremycompass.ighealth.com/ch-invites/61904b6096cc4125b31cc6d58381cc02>

Follow the steps online to:

- (1) Create a Cerner Health Account by selecting "Sign Up" on the first page and create your own user name and password (not your 4 digit PIN).
- (2) Approve MyCompass to connect with your Cerner Health account.
- (3) Verify your identity with MyCompass using the PIN code you provided at a Fort HealthCare location.

Once you are registered you may visit your account at <https://forthealthcaremycompass.ighealth.com/> to continue accessing Fort HealthCare's online health information services.

If you have trouble logging in or claiming this invitation, please call (877) 621-8014 for customer assistance. Support is available 24 hours a day, seven days a week!

You may also follow this link for more detailed information on how to [Get Connected to MyCompass](#). Here you will find additional information on connecting family members and loved ones into your account.

Note: Protecting the privacy of your health information is important to us so we have made this process very secure. The email provided to you by Fort HealthCare should be kept confidential and the invitation will expire in 90 days.

MyCompass Invitation Process

The access link brings you to this page which provides a brief overview of how to get connected.

MyCompass

Welcome to MyCompass

MyCompass gives you easy access to the tools and services you need to manage your health and the health of your family. Use the real-time view into your hospital electronic health record to view and download information on all of your hospital interactions. Store that information along with your medications, allergies, conditions, emergency medical contact information, and other health-related items in a Cerner Health personal health record (PHR). Use the PHR to share information with trusted family members and create a long-term record of your health across all of your doctors and hospitals.



It's easy!

Follow this simple three-step process to create an MyCompass account. Begin by confirming your relationship to the person the account is being created for.

Are you Cerner?

Our records indicate that the information in this invitation belongs to Cerner. If you're Cerner, let us know. If you're not Cerner, but you manage Cerner's health, let us know that. If you manage Cerner's health, you will create your Cerner Health account first.

Yes, I am Cerner

No, but I manage Cerner's health

Access to login or create an account

MyCompass Invitation Process

The access link brings you to this page which provides a brief overview of how to get connected.

MyCompass

Verify Your Identity With Us

Provide the requested information to confirm your identity. Then create your personal health record and MyCompass account.



Verify Your Information

Complete Your Information.

What is Your Date of Birth?

Allows MyCompass to identify you

Shared secret: Year mother was born

You told this shared secret to Fort HealthCare so they can keep your account secure.

I have read and accept the terms of use and privacy policy.

Next, Create Your Account

Cancel

Your 4 digit PIN is used to verify identity

MyCompass Invitation Process

The access link brings you to this page which provides a brief overview of how to get connected.

The screenshot shows the CernerHealth login page. At the top is the CernerHealth logo. The main heading is "Looks Like You Already Have an Account". Below this is a paragraph: "If the email address below is yours, then you've probably already created a Cerner Health account. Try your password. If you can't remember it, use the Forgot Password link." Below the paragraph is a link: "Don't have an account? Sign Up". At the bottom left are input fields for "Email or username" (containing "pateint4@cerner.com") and "Password", with a "Forgot Password?" link below. A green "Sign In" button is at the bottom left. A red-bordered box in the center contains the text: "Access to create an account Or sign in with your existing account". To the right, a dashed box contains the "Fort HealthCare My Compass" logo and the "Cerner Health" logo, with arrows indicating a connection between them.

You then need to:

1. Enter your account information
2. Create your personal password
3. Security question
4. Agree to the terms of use

Then click 'Create Account'.

Why do you need so much information to sign up with *Cerner Health*?

The information you provide is used to create your *Cerner Health* account and to help ensure that *only you* can access your account in the future. Some information, such as gender and birth date, may also support specific clinical and health management functionality intended to help you manage your health. Your email address is the primary way to communicate with you and is used to send notifications as well as share important account information.

- *CernerHealth* FAQ

CernerHealth

First, Create a Cerner Health Account for Yourself

Fort HealthCare My Compass

Cerner Health

Already have a *Cerner Health* account? Go ahead and sign in.

Sign in with Cerner Health

First Name

Last Name

Email

Confirm Email

Date of Birth

Gender

Why do we need your birthday and gender?

Username

Your URL: <https://cernerhealth.com/username>

Password

Passwords must be at least 8 (8) characters long. [Learn more](#)

Confirm Password

Security Question

Answer

I agree to the Cerner Health Terms of Use and Privacy Policy.

Create Account

Terms of Use

Cerner Health Consumer Terms of Use

Cerner Health is offered to you by Cerner Corporation ("Cerner"). Your use of Cerner Health is governed by these terms of use ("Terms"). If you do not agree to these terms of use, you may not establish or use a Cerner Health account. By using or accessing Cerner Health you agree to be bound by these Terms.

1. Creating and Accessing Your Account. You must be at least 18 years old to establish a Cerner Health account. You may not permit any other person to access your Cerner Health account using your user name and password. The security of your password and the use of your account is your responsibility. If you learn or suspect that your user name or password has been wrongfully used or disclosed, you should promptly notify us and immediately reset your password.

Establishing a Cerner Health account allows you to create and maintain one or more personal health records. Such personal health records shall be part of your Cerner Health account for purposes of these Terms.

2. Your Account Information. You are responsible for ensuring all information in your Cerner Health account is current, accurate, and complete. Due to various federal and state regulations, certain categories of a Minor's health information have been identified as

Getting to MyCompass is easy from FortHealthCare.com homepage.
Just select the MyCompass logo or MyCompass in the menu bar. This takes you to...

Home | Mission | **MyCompass** | Find A Doctor | Careers | Classes | Online Bill Pay | Contact Us

Fort HealthCare
FOR HEALTH.

611 Sherman Avenue East, Fort Atkinson, WI 53538 | (920) 568-5000 |
La línea de mensajes | (920) 568-5001 |

Search... Go NEWS ROOM

HEALTH IN OUR COMMUNITIES | HEALTH WELLNESS AND YOU | HEALTH IN THE WORKPLACE

As Prescribed Blog | Services | Schedule a Mammogram | Register for Classes | Health365Events.com | Free Screenings | Support Groups

Your health records,
anywhere.

Start Here

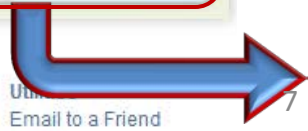


Find A Doctor or Service | Health Information | Community Wellness | **MyCompass**

About Us | Patient Information | Wellness Tools | Online Tools | Utilities

About Fort HealthCare | Advance Directives | Classes & Seminars | Baby Gallery | Email to a Friend

Careers | Financial Aid | Community Wellness | Caring Bridge | Home



...FortHealthCare.com/MyCompass. Then, select the MyCompass button.

The screenshot shows the Fort HealthCare website header with navigation links: Home | Mission | MyCompass | Find A Doctor | Careers | Classes | Online Bill Pay | Contact Us. The address is 611 Sherman Avenue East, Fort Atkinson, WI 53538, with phone numbers (920) 568-5000 and (920) 568-5001. A search bar and a NEWS ROOM button are also visible.

Below the header are three main categories: HEALTH IN OUR COMMUNITIES, HEALTH, WELLNESS AND YOU, and HEALTH IN THE WORKPLACE. Under these are links for As Prescribed Blog, Services, Schedule a Mammogram, Register for Classes, Health365Events.com, Free Screenings, and Support Groups.

The main content area features an image of two people snowshoeing in a snowy forest. Below the image is the heading "Online Medical Health Records. Anywhere." followed by text describing the MyCompass service and its partnership with Cerner Health.

On the right side, there is a "MYCOMPASS LOGIN" section. It includes instructions for first-time users and a "Login Here:" prompt. A blue arrow points from the "Login Here:" text to a "my compass" button with the tagline "NAVIGATE YOUR HEALTH" and a link to the "Step by Step Registration Guide". Below this is a section titled "OUR PARTNER IN MYCOMPASS: CERNER HEALTH" with the Cerner logo and a link to learn more.

MYCOMPASS LOGIN

First time MyCompass users require a 4 digit PIN provided at most Fort HealthCare locations and an email invitation that allows for sign up. [Have questions?](#)

Already a MyCompass user?
Login Here:

my compass
NAVIGATE YOUR HEALTH

[Step by Step Registration Guide](#)

Use your secure identity to sign into your MyCompass health record from anywhere in the world.



Email address or username

robert.johnston@forthc.com

Password

•••••

[Forgot password?](#)



Sign In

[Cancel](#)

Secure health identity provided by:



Fort HealthCare uses *Cerner Health* to provide a secure username and password used to access your patient record information. Use this account to sign in whenever you see the *Cerner Health* logo.

Home Page

In MyCompass patients find access to their health information. Here you may access –

- ✓ My Health Record
- ✓ My Messaging
- ✓ My Appointments
- ✓ Health365 eNews
- ✓ Let's Do This! Website
- ✓ Allergies
- ✓ Latest Results
- ✓ FAQs
- ✓ Schedule an Appointment
- ✓ Educational Links and Helpful Articles
- ✓ Send a Secure Message

The screenshot shows the Fort HealthCare My Compass website. At the top, there is a navigation bar with the URL 'FortHealthCare.com' on the left and 'bill test' and 'Sign Out' on the right. Below the navigation bar are five main menu items: 'My Health Record', 'My Messaging', 'My Appointments', 'Health365 eNews', and 'Let's Do This!'. The main content area features the 'Fort HealthCare My Compass' logo on the left. To the right of the logo is a large image of a family (a woman, a baby, and a man) with the text 'Start Healthy Stay Healthy'. Below the logo is a 'Bill zzztest' section with a dropdown arrow and the text 'Change person'. Underneath is an 'Allergies' section listing: 'Almond Oil, sulfa drugs, tricyclic antidepressants, penicillins, Peanuts, azithromycin'. A 'Latest Results' section is highlighted with a blue header and contains a table of test results. At the bottom, there are four action buttons: 'Frequently Asked Questions', 'Schedule an Appointment', 'View Educational Links and Helpful Articles', and 'Send a Secure Message'.

FortHealthCare.com | bill test | Sign Out

My Health Record | My Messaging | My Appointments | Health365 eNews | Let's Do This!

Fort HealthCare My Compass

Start Healthy Stay Healthy

Bill zzztest
Change person

Allergies: Almond Oil, sulfa drugs, tricyclic antidepressants, penicillins, Peanuts, azithromycin

Latest Results

Body Mass Index Measured	Pending until Dec. 13, 2013 11:38 a.m. CST
Dec. 10, 2013	
Body Mass Index Measured	Pending until Dec. 13, 2013 11:38 a.m. CST
Dec. 10, 2013	
Height/Length Measured	Pending until Dec. 13, 2013 11:38 a.m. CST
Dec. 10, 2013	
Weight Measured	Pending until Dec. 13, 2013 11:38 a.m. CST
Dec. 10, 2013	
Temperature Oral	Pending until Dec. 13, 2013 11:38 a.m. CST
Dec. 10, 2013	
Diastolic Blood Pressure	Pending until Dec. 13, 2013 11:38 a.m. CST
Dec. 10, 2013	
Systolic Blood Pressure	Pending until Dec. 13, 2013 11:38 a.m. CST
Dec. 10, 2013	

Welcome to MyCompass- your direct link to your very own personal electronic health record at Fort HealthCare. With MyCompass, you can manage many of your healthcare issues - easily, immediately, accurately and securely via 24/7 online access. Send messages to participating providers, request prescription refills, review test results, request new appointments and review much of your personal health information. MyCompass empowers patients toward greater involvement, partnership, responsibility and voice in their health - which benefits you, your loved ones and our community.

? Frequently Asked Questions | **31** Schedule an Appointment

i View Educational Links and Helpful Articles | **✉** Send a Secure Message

My Health Record:

In this section you may see your clinical summary, test results, discharge documents, medication lists, procedures and download records.

- Providers have up to 72 hours to review and release test results. Results are released automatically at 72 hours.
- Results for HIV, STD, Pregnancy, Pathology, Radiology and testing for cancer related conditions (CEA,CEA125) are not provided in MyCompass. Providers will inform patients of these clinical results personally.

You may easily see your current medications and request renewals with the 'Renew' button. View your Immunizations to ensure you are current.

The screenshot shows the Fort HealthCare My Compass patient portal. At the top, there is a navigation bar with icons for My Health Record, My Messaging, My Appointments, Health365 eNews, and Let's Do This!. Below the navigation bar is the Fort HealthCare My Compass logo. To the right of the logo is a disclaimer: "The information provided below reflects the information in the electronic medical record. Medications and Allergies show only current information - they do not display past medications or allergies." Below the logo is a "Bill zzztest" section with a "Change person" link. To the left of the main content is a sidebar menu with options: My Clinical Summary, My Results, My Discharge Documents, My Medications, My Procedures, and View/Download Record. The main content area is divided into two sections: "Current Medications" and "Immunizations". The "Current Medications" section has a "Renew" button and lists three medications: digoxin 125 mcg (0.125 mg) oral tablet, aspirin buffered 325 mg oral tablet, and Vitamin B12 1000 mcg/mL injectable solution. The "Immunizations" section lists three immunizations: human papillomavirus vaccine, tetanus/diphtheria/pertussis, acel(Tdap), and tetanus/diphtheria/pertussis, acel(Tdap).

My Health Record My Messaging My Appointments Health365 eNews Let's Do This!

Fort HealthCare
My Compass

The information provided below reflects the information in the electronic medical record. Medications and Allergies show only current information - they do not display past medications or allergies.

Bill zzztest
Change person

My Clinical Summary

My Results

My Discharge Documents

My Medications

My Procedures

View/Download Record

Current Medications [Learn More](#)

Renew

digoxin 125 mcg (0.125 mg) oral tablet Ordered By: Brodie MD, Jonathan J
Dose: 1 tab(s) Date Started On: March 25, 2013
Frequency: Daily
Route: Oral

aspirin buffered 325 mg oral tablet Date Started On: March 20, 2013
Dose: 1 tab(s)
Frequency: Daily
Route: Oral

Vitamin B12 1000 mcg/mL injectable solution Date Started On: Jan. 1, 2013
Dose: See Instructions

Immunizations

human papillomavirus vaccine Date Received: April 25, 2013

tetanus/diphtheria/pertussis, acel(Tdap) Date Received: Dec. 4, 2012

tetanus/diphtheria/pertussis, acel(Tdap) Date Received: Dec. 4, 2012

My Messaging

Here you may send and receive messages with your care provider over a secure network.

Health Maintenance Reminders will help keep you up to date on suggested preventative healthcare practices.

The screenshot shows the Fort HealthCare My Compass website interface. At the top, there is a navigation bar with the following items: FortHealthCare.com, Dashboard, bill test, and Sign Out. Below the navigation bar are five main menu items: My Health Record, My Messaging (highlighted with a red box), My Appointments, Health365 eNews, and Let's Do This!. The main content area features the Fort HealthCare My Compass logo. Below the logo is a messaging section with an 'Inbox' tab (highlighted with a red box) and a 'Send a message' button. Under the 'Inbox' tab, there is a 'Sent Items' link and a message summary: 'The inbox contains updates or responses received from care providers.' Below this is a list of messages, each with a subject line, sender, and date/time. The messages are:

Subject	Sender	Date/Time
Health Maintenance Reminder	HEALTHCARE, FORT → Bill zzztest	Nov. 14, 2013 2:39 p.m. CST
Health Maintenance Reminder	HEALTHCARE, FORT → Bill zzztest	Aug. 15, 2013 2:32 p.m. CDT
Health Maintenance Reminder	HEALTHCARE, FORT → Bill zzztest	June 6, 2013 11:02 p.m. CDT

At the bottom of the page, there are three columns of links: 'Questions about your health record?' (Contact your healthcare team.), 'Questions about your account?' (Support is available any time at 1 (877) 621-8014.), and 'Fort HealthCare Directory' (Click here for access to the most current Medical Staff and Provider directory information.).

My Appointments

✓ View Upcoming Appointments

- Upcoming appointments may be viewed and added to a personal calendar. Important pre-appointment instructions may also be provided here.

✓ Requests, Rescheduling and Cancelling appointments are made simple in the My Appointments section.

Appointment requests require users to select a preferred clinician and provide a first and second choice for appointment times.

Appointments within the next 24 hours most likely will not be cancelled. Patients should call the appropriate office.

The screenshot shows the Fort HealthCare My Compass user interface. At the top, there is a navigation bar with the Fort HealthCare logo and the text "My Compass". Below the navigation bar, there are several menu items: "My Health Record", "My Messaging", "My Appointments" (highlighted with a red box), "Health365 eNews", and "Let's Do This!".

The main content area is titled "Request an appointment". It contains a warning message: "Do not use messaging for urgent matters. Please complete the information below to request an appointment with our office. We will schedule an appointment that most closely matches your request according to availability. The appointment will then display in the Appointments View, typically within one business day." Below this message is a "View More" link.

Below the warning message, there is a section for "Request Appointment" (highlighted with a red box). This section includes a "View Upcoming Appointments" link and a "Request Appointment" button.

The "Request Appointment" form contains the following fields and options:

- * Required Fields**
- Who is this appointment for?** (Dropdown menu)
- Send request to:** (Dropdown menu with "Select a recipient" text)
- When would you like to visit?**
 - First available
 - Select a date range
- Start Date** and **End Date** (Date pickers with calendar icons)
- Which days do you prefer?** (Checkboxes for Any day, Sun, Mon, Tues, Wed, Thurs, Fri, Sat)
- What is your preferred time?** (Text input field)
- What is the reason for your visit?** (Text area)
- How should we contact you to follow-up on this request? ***
 - By secure message
 - By phone (please provide number)

FortHealthCare.com

Dashboard | bill test | ⚙️ | Sign Out

My Health Record | My Messaging | My Appointments | Health365 eNews | Let's Do This!

Fort HealthCare My Compass

View Upcoming Appointments

Request Appointment

Returning to the Dashboard

You may always go back to your Health Record Dashboard (main page) using the Dashboard link in the menu at the top of your My Compass page.

* Required Fields

Who is this appointment for?



FAQs:

Q: How are staff to handle MyCompass if the patient is a minor?

A: *If the patient is under 18, we use the parent's email. Access to MyCompass by the parent is denied when a child turns 18 and the parent is notified.*

Q: Can the patient's Power of Attorney (POA) set up MyCompass on behalf of the patient and use their own personal e-mail address?

A: *Yes. A patient's POA guardian may receive an email invite.*

Q: Is MyCompass available to patients without a Fort Medical Group primary care provider?

A: *Yes. We prefer enrollees to have a Fort Medical Group provider, though it is not necessary.*


These and more answers may be found using the FAQ link below.


Weight Measured
Nov. 22, 2013 55.0 kg


Temperature Oral
Nov. 22, 2013 36.7 DegC
Normal: 35.8 DegC - 37.3 DegC

Respiratory Rate
Nov. 22, 2013 18 br/min
Normal: 14 br/min - 20 br/min

Diastolic Blood Pressure
80 mmHg
Normal: 60 mmHg - 90 mmHg

 [Frequently Asked Questions](#)

 [Schedule an Appointment](#)

 [View Educational Links and Helpful Articles](#)

 [Send a Secure Message](#)

Thank you for using MyCompass.



Online Medical Health Records. Anywhere.